


WORD FAMILIES

Make, Read, Draw
and
Read Along



NAME: _____

-at

MAKE, READ, AND DRAW

Use letter tiles to make a word. Then draw a picture.






____at	
____at	
____at	
____at	
____at	

NAME: _____

-at

MAKE, READ, WRITE, DRAW

Use letter tiles to make a word. Then write it and draw a picture.

 at	<hr/> <hr/> <hr/>	
 at	<hr/> <hr/> <hr/>	
 at	<hr/> <hr/> <hr/>	
 at	<hr/> <hr/> <hr/>	
 at	<hr/> <hr/> <hr/>	

Read Along

-at

I got a fat hat.



The man sat.



It is on the mat.



The cat is a rat.



Pat sat and sat.



NAME: _____

-ap

MAKE, READ, AND DRAW

Use letter tiles to make a word. Then draw a picture.






_____ap	
_____ap	
_____ap	
_____ap	
_____ap	

NAME: _____

-ap

MAKE, READ, WRITE, DRAW

Use letter tiles to make a word. Then write it and draw a picture.

 ap	<hr/> <hr/> <hr/>	
 ap	<hr/> <hr/> <hr/>	
 ap	<hr/> <hr/> <hr/>	
 ap	<hr/> <hr/> <hr/>	
 ap	<hr/> <hr/> <hr/>	

Read Along

-ap

I got a cap.

● ● ● ●



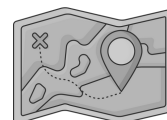
Tap to get sap.

● ● ● ●




It is on the map.

● ● ● ● ●



ZAP! ZAP! ZAP!

● ● ●



Pat sat on a lap.

● ● ● ● ●



NAME: _____

-an

MAKE, READ, AND DRAW

Use letter tiles to make a word. Then draw a picture.






_____an	
_____an	
_____an	
_____an	
_____an	

NAME: _____

-an

MAKE, READ, WRITE, DRAW

Use letter tiles to make a word. Then write it and draw a picture.

 an	<hr/> <hr/> <hr/>	
 an	<hr/> <hr/> <hr/>	
 an	<hr/> <hr/> <hr/>	
 an	<hr/> <hr/> <hr/>	
 an	<hr/> <hr/> <hr/>	

Read Along

-an

I can tan.

• • •



I ran and ran.

• • • •



It is in the van.

• • • • •



The man is Dan.

• • • •



I fan the pan.

• • • •



NAME: _____

-am

MAKE, READ, AND DRAW

Use letter tiles to make a word. Then draw a picture.






_____am	
_____am	
_____am	
_____am	
_____am	

NAME: _____

-am

MAKE, READ, WRITE, DRAW

Use letter tiles to make a word. Then write it and draw a picture.

 am	<hr/> <hr/> <hr/>	
 am	<hr/> <hr/> <hr/>	
 am	<hr/> <hr/> <hr/>	
 am	<hr/> <hr/> <hr/>	
 am	<hr/> <hr/> <hr/>	


Read Along

-am


I am Sam.



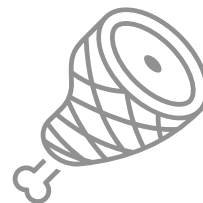
BAM! BAM! BAM!




It is dam.



The ram had ham.



Pam and Sam jam.



NAME: _____

-and

MAKE, READ, AND DRAW

Use letter tiles to make a word. Then draw a picture.






____ and	
____ and	
____ and	
____ and	
____ and	

NAME: _____

-and

MAKE, READ, WRITE, DRAW

Use letter tiles to make a word. Then write it and draw a picture.

 and	<hr/> <hr/> <hr/>	
 and	<hr/> <hr/> <hr/>	
 and	<hr/> <hr/> <hr/>	
 and	<hr/> <hr/> <hr/>	
 and	<hr/> <hr/> <hr/>	

Read Along

-and

It is a hand.



The sand is tan.



A band can jam.



I ran on the land.



Is sand in the van?



NAME: _____

-ant

MAKE, READ, AND DRAW

Use letter tiles to make a word. Then draw a picture.

_____ant

_____ant

_____ant

_____ant






_____ant

NAME: _____

-ant

MAKE, READ, WRITE, DRAW

Use letter tiles to make a word. Then write it and draw a picture.

 ant	<hr/> <hr/> <hr/>	
 ant	<hr/> <hr/> <hr/>	
 ant	<hr/> <hr/> <hr/>	
 ant	<hr/> <hr/> <hr/>	
 ant	<hr/> <hr/> <hr/>	

Read Along

-ant

The cat can pant.

• • • •



It is a plant.

• • • •




A band can rant.

• • • •




The ant is tan.

• • • •



The ant sat.

• • •



NAME: _____

-it

MAKE, READ, AND DRAW

Use letter tiles to make a word. Then draw a picture.






____it	
____it	
____it	
____it	
____it	

NAME: _____

-it

MAKE, READ, WRITE, DRAW

Use letter tiles to make a word. Then write it and draw a picture.

 it	<hr/> <hr/> <hr/>	
 it	<hr/> <hr/> <hr/>	
 it	<hr/> <hr/> <hr/>	
 it	<hr/> <hr/> <hr/>	
 it	<hr/> <hr/> <hr/>	

Read Along

-it

The kit is in the pit.



It is lit up.




Sit! Sit! Sit!



I hit it!



It is a rip.



NAME: _____

-ip

MAKE, READ, AND DRAW

Use letter tiles to make a word. Then draw a picture.






____ip	
____ip	
____ip	
____ip	
____ip	

NAME: _____

-ip

MAKE, READ, WRITE, DRAW


Use letter tiles to make a word. Then write it and draw a picture.

 ip	<hr/> <hr/> <hr/>	
 ip	<hr/> <hr/> <hr/>	
 ip	<hr/> <hr/> <hr/>	
 ip	<hr/> <hr/> <hr/>	
 ip	<hr/> <hr/> <hr/>	


Read Along

-ip

Sip it!



I zip and rip it.



The tip is big.



Sip the lid.



It is a hand and hip.



NAME: _____

-in

MAKE, READ, AND DRAW

Use letter tiles to make a word. Then draw a picture.






____in	
____in	
____in	
____in	
____in	

NAME: _____

-in

MAKE, READ, WRITE, DRAW

Use letter tiles to make a word. Then write it and draw a picture.

 in	<hr/> <hr/> <hr/>	
 in	<hr/> <hr/> <hr/>	
 in	<hr/> <hr/> <hr/>	
 in	<hr/> <hr/> <hr/>	
 in	<hr/> <hr/> <hr/>	

Read Along

-in

The pin is in it!



Tin and Lin are in!




It is in the bin.



Jin can win!



Pin it on the pig!



NAME: _____

-ig

MAKE, READ, AND DRAW

Use letter tiles to make a word. Then draw a picture.






____ig	
____ig	
____ig	
____ig	
____ig	

NAME: _____

-ig

MAKE, READ, WRITE, DRAW

Use letter tiles to make a word. Then write it and draw a picture.

 ig	<hr/> <hr/> <hr/>	
 ig	<hr/> <hr/> <hr/>	
 ig	<hr/> <hr/> <hr/>	
 ig	<hr/> <hr/> <hr/>	
 ig	<hr/> <hr/> <hr/>	

Read Along

-ig

In the wig is a rip.




The pig hit him.



I can dig in the pit.



It is a big pig!



It is a bad jig!



NAME: _____

-ick

MAKE, READ, AND DRAW

Use letter tiles to make a word. Then draw a picture.

_____ ick	
_____ ick	
_____ ick	
_____ ick	
_____ ick	

NAME: _____

-ick

MAKE, READ, WRITE, DRAW


Use letter tiles to make a word. Then write it and draw a picture.

<input type="text"/> ick	<hr/> <hr/> <hr/>	
<input type="text"/> ick	<hr/> <hr/> <hr/>	
<input type="text"/> ick	<hr/> <hr/> <hr/>	
<input type="text"/> ick	<hr/> <hr/> <hr/>	
<input type="text"/> ick	<hr/> <hr/> <hr/>	

Read Along

-ick


The pig is sick.



You can lick the lid.



The tick is on it.



You can kick it!



I can pick!



NAME: _____

-ix

MAKE, READ, AND DRAW

Use letter tiles to make a word. Then draw a picture.






____ix	
____ix	
____ix	
____ix	
____ix	

NAME: _____

-ix

MAKE, READ, WRITE, DRAW

Use letter tiles to make a word. Then write it and draw a picture.

 ix	<hr/> <hr/> <hr/>	
 ix	<hr/> <hr/> <hr/>	
 ix	<hr/> <hr/> <hr/>	
 ix	<hr/> <hr/> <hr/>	
 ix	<hr/> <hr/> <hr/>	

Read Along

-ix


There are six pigs.



I can mix it up.



He can fix the fan.



You are six!



Mix up the dip!



NAME: _____

-en

MAKE, READ, AND DRAW

Use letter tiles to make a word. Then draw a picture.






_____en	
_____en	
_____en	
_____en	
_____en	

NAME: _____

-ed

MAKE, READ, WRITE, DRAW

Use letter tiles to make a word. Then write it and draw a picture.


 en	<hr/> <hr/> <hr/>	
 en	<hr/> <hr/> <hr/>	
 en	<hr/> <hr/> <hr/>	
 en	<hr/> <hr/> <hr/>	
 en	<hr/> <hr/> <hr/>	

Read Along

-en

The hen is ten!

• • • •



It is a red pen.

• • • • •



He is in the den.

• • • • •



The men can dig.

• • • •



When can Ben sit?

• • • •



NAME: _____

-ed

MAKE, READ, AND DRAW

Use letter tiles to make a word. Then draw a picture.






____ed	
____ed	
____ed	
____ed	
____ed	

NAME: _____

-ed

MAKE, READ, WRITE, DRAW

Use letter tiles to make a word. Then write it and draw a picture.

 ed	<hr/> <hr/> <hr/>	
 ed	<hr/> <hr/> <hr/>	
 ed	<hr/> <hr/> <hr/>	
 ed	<hr/> <hr/> <hr/>	
 ed	<hr/> <hr/> <hr/>	

Read Along

-ed

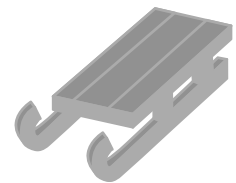
He is on the bed.




I led the hen here.



He has a red sled.



Ed fed the hen.



The pen is red.



NAME: _____

-et

MAKE, READ, AND DRAW

Use letter tiles to make a word. Then draw a picture.






____et	
____et	
____et	
____et	
____et	

NAME: _____

-et

MAKE, READ, WRITE, DRAW

Use letter tiles to make a word. Then write it and draw a picture.

 et	<hr/> <hr/> <hr/>	
 et	<hr/> <hr/> <hr/>	
 et	<hr/> <hr/> <hr/>	
 et	<hr/> <hr/> <hr/>	
 et	<hr/> <hr/> <hr/>	

Read Along

-et

The vet can get it.



I bet he can win!



He is wet!



You can have a set!



I have met the vet!



NAME: _____

-end

MAKE, READ, AND DRAW

Use letter tiles to make a word. Then draw a picture.

____end	
____end	
____end	
____end	
____end	

NAME: _____

-end

MAKE, READ, WRITE, DRAW

Use letter tiles to make a word. Then write it and draw a picture.

<input type="text"/> end	<hr/> <hr/> <hr/>	
<input type="text"/> end	<hr/> <hr/> <hr/>	
<input type="text"/> end	<hr/> <hr/> <hr/>	
<input type="text"/> end	<hr/> <hr/> <hr/>	
<input type="text"/> end	<hr/> <hr/> <hr/>	

Read Along

-end


I can send it to you!



You can mend the rip.



My friend is in the den.



She can lend it to you.



Send it to him!



NAME: _____

-eg

MAKE, READ, AND DRAW

Use letter tiles to make a word. Then draw a picture.

____eg

____eg

____eg

____eg






____eg

NAME: _____

-eg

MAKE, READ, WRITE, DRAW

Use letter tiles to make a word. Then write it and draw a picture.

 eg	<hr/> <hr/> <hr/>	
 eg	<hr/> <hr/> <hr/>	
 eg	<hr/> <hr/> <hr/>	
 eg	<hr/> <hr/> <hr/>	
 eg	<hr/> <hr/> <hr/>	


Read Along

-eg

My leg was hit!




I will beg for it.



It is on the peg.



Meg can send it.



Peg and Meg beg.



NAME: _____

-ot

MAKE, READ, AND DRAW

Use letter tiles to make a word. Then draw a picture.






____ot	
____ot	
____ot	
____ot	
____ot	

NAME: _____

-ot

MAKE, READ, WRITE, DRAW

Use letter tiles to make a word. Then write it and draw a picture.

 ot	<hr/> <hr/> <hr/>	
 ot	<hr/> <hr/> <hr/>	
 ot	<hr/> <hr/> <hr/>	
 ot	<hr/> <hr/> <hr/>	
 ot	<hr/> <hr/> <hr/>	

Read Along

-ot

The pot was hot!




I am not a lot!



The cot is for him.



It is a red dot.



Jot it on the pad.



NAME: _____

-op

MAKE, READ, AND DRAW

Use letter tiles to make a word. Then draw a picture.






____op	
____op	
____op	
____op	
____op	

NAME: _____

-op

MAKE, READ, WRITE, DRAW

Use letter tiles to make a word. Then write it and draw a picture.

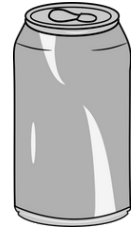
 op	<hr/> <hr/> <hr/>	
 op	<hr/> <hr/> <hr/>	
 op	<hr/> <hr/> <hr/>	
 op	<hr/> <hr/> <hr/>	
 op	<hr/> <hr/> <hr/>	

Read Along

-op

I love pop!

• • •



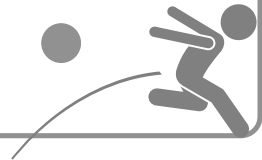
He is on the top.

• • • • •



She can hop and hop.

• • • • •



Please stop!

• •



BOP! BOP! BOP!

• • •



NAME: _____

-og

MAKE, READ, AND DRAW

Use letter tiles to make a word. Then draw a picture.






____og	
____og	
____og	
____og	
____og	

NAME: _____

-og

MAKE, READ, WRITE, DRAW

Use letter tiles to make a word. Then write it and draw a picture.

 og	<hr/> <hr/> <hr/>	
 og	<hr/> <hr/> <hr/>	
 og	<hr/> <hr/> <hr/>	
 og	<hr/> <hr/> <hr/>	
 og	<hr/> <hr/> <hr/>	

Read Along

-og

The frog is on the log.



The dog is hot.



They can hop on the log.



I can jog and jog.



The fog is a lot.



NAME: _____

-ut

MAKE, READ, AND DRAW

Use letter tiles to make a word. Then draw a picture.

____ ut	
____ ut	
____ ut	
____ ut	
____ ut	

NAME: _____

-ut

MAKE, READ, WRITE, DRAW

Use letter tiles to make a word. Then write it and draw a picture.

<input type="text"/> ut	<hr/> <hr/> <hr/>	
<input type="text"/> ut	<hr/> <hr/> <hr/>	
<input type="text"/> ut	<hr/> <hr/> <hr/>	
<input type="text"/> ut	<hr/> <hr/> <hr/>	
<input type="text"/> ut	<hr/> <hr/> <hr/>	

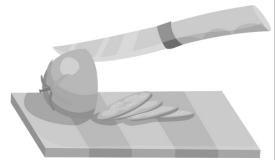
Read Along

-ut

It is in the hut.



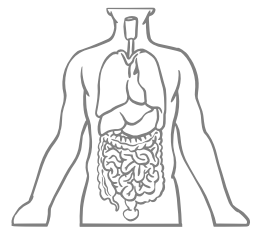
He can cut it up.



He hid the nut.



It is in my gut.



She got a bad cut.



NAME: _____

-un

MAKE, READ, AND DRAW

Use letter tiles to make a word. Then draw a picture.

_____un	
_____un	
_____un	
_____un	
_____un	

NAME: _____

-un

MAKE, READ, WRITE, DRAW

Use letter tiles to make a word. Then write it and draw a picture.

<input type="text"/> un	<hr/> <hr/> <hr/>	
<input type="text"/> un	<hr/> <hr/> <hr/>	
<input type="text"/> un	<hr/> <hr/> <hr/>	
<input type="text"/> un	<hr/> <hr/> <hr/>	
<input type="text"/> un	<hr/> <hr/> <hr/>	

Read Along

-un

This is a lot of fun!




He can get a bun.




She will run and run.



It is hot in the sun.



They can run in the sun.



NAME: _____

-up

MAKE, READ, AND DRAW

Use letter tiles to make a word. Then draw a picture.

____ up

____ up

____ up

____ up






____ up

NAME: _____

-up

MAKE, READ, WRITE, DRAW


Use letter tiles to make a word. Then write it and draw a picture.

 up	<hr/> <hr/> <hr/>	
 up	<hr/> <hr/> <hr/>	
 up	<hr/> <hr/> <hr/>	
 up	<hr/> <hr/> <hr/>	
 up	<hr/> <hr/> <hr/>	

Read Along

-up

The cat is with the pup.



I can send you a cup.



He is up on his cot.



The pup is red and tan.



My cup is not in the bin.

